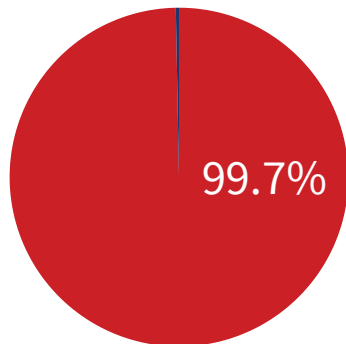


# Celebrating 250 Years of American Small Businesses

In the 250 years since our nation was founded, the United States has developed the largest economy in the world. Small businesses with big ideas drove that transformation, creating new products, new technologies, and even new industries. Small businesses continue to drive economic growth today, accounting for most new jobs in the U.S.

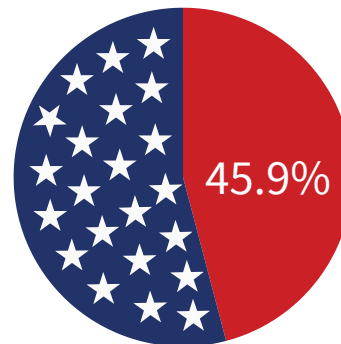


## Small share of businesses with employees



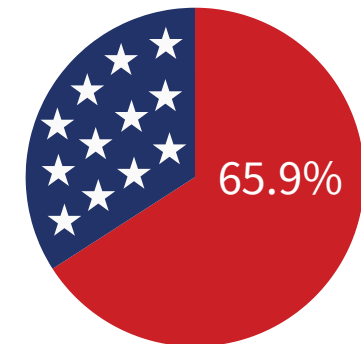
The United States is home to 36.2 million small businesses. The owners of 29.8 million of those businesses have no employees. The remaining 6.4 million businesses have fewer than 500 employees. Small businesses account for 99.7 percent of businesses with employees.

## Small business share of employment



Businesses in the United States employ about 135.7 million people. Nearly half of those employees, about 62.3 million, work at small businesses. The small business share of employment is higher in rural areas, where small businesses account for 56.6 percent of employment.

## Small business share of net new jobs



Over the last 30 years, small businesses have accounted for 65.9 percent of net new jobs, or about 2 out of every 3. The small business share of net new jobs is higher than the share of employment because some small businesses go on to become large businesses.

As the United States celebrates 250 years, the Office of Advocacy of the U.S. Small Business Administration celebrates 50 years as a voice for small business within the federal government. Visit [advocacy.sba.gov](https://advocacy.sba.gov) to learn more.

Sources: [Nonemployer Statistics, 2022](#) (Census); [Statistics of U.S. Businesses, 2022](#) (Census); [Business Employment Dynamics](#) (Bureau of Labor Statistics)