

2019 Small Business Profile

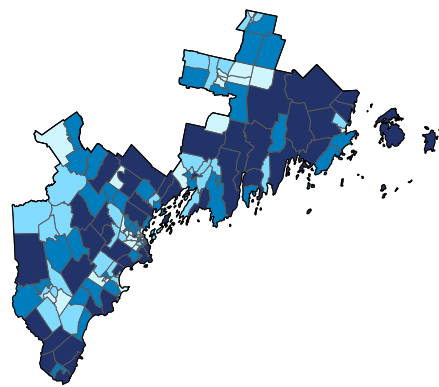
Maine Congressional District 1



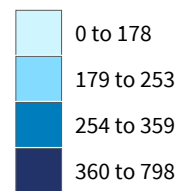
18,923 Small Employer Businesses
95.7% of Employer Businesses

163,689 Small Business Employees
54.5% of Employees

\$6.5 billion Small Business Payroll
48.8% of Payroll



Number of Self-Employed
(Census Bureau ACS, 2017)



District Total: 45,667

Employer Businesses, Employment, and Payroll by Industry (Census Bureau SUSB, 2016)

Industry (Ranked by Small Employer Businesses)	Employer Businesses		Employment		Payroll (\$1,000)	
	Small	%	Small	%	Small	%
Construction	2,725	99.5	13,371	90.8	700,978	86.9
Professional, Scientific, and Technical Services	2,208	96.2	12,443	80.8	802,320	77.0
Accommodation and Food Services	2,185	97.7	26,250	80.3	645,987	83.6
Retail Trade	2,130	90.9	18,375	39.2	626,458	48.8
Other Services (except Public Administration)	1,943	97.9	11,036	93.0	332,467	89.8
Health Care and Social Assistance	1,782	96.3	25,291	39.6	846,643	29.2
Administrative, Support, and Waste Management	1,148	94.5	9,526	64.7	336,773	67.4
Real Estate and Rental and Leasing	965	96.9	3,658	86.8	167,531	87.4
Manufacturing	831	94.6	12,643	46.6	585,050	40.2
Wholesale Trade	659	85.1	6,343	59.8	347,032	55.5
Arts, Entertainment, and Recreation	508	99.2	4,838	98.6	127,624	98.6
Finance and Insurance	486	83.8	6,194	34.4	397,300	30.4
Transportation and Warehousing	408	89.9	3,357	41.7	125,259	36.9
Agriculture, Forestry, Fishing and Hunting	348	100.0	636	100.0	38,049	100.0
Information	294	88.8	3,568	55.7	170,324	48.9
Educational Services	287	95.7	4,731	39.7	167,921	42.9
Management of Companies and Enterprises	62	61.4	1,152	17.1	54,877	8.5
Industries not classified	56	100.0	97	100.0	1,832	100.0
Utilities	14	70.0	153	10.6	6,454	5.1
Mining, Quarrying, and Oil and Gas Extraction	10	90.9	27	84.4	1,352	67.6
District Total	18,923	95.7	163,689	54.5	6,482,231	48.8

This small business profile incorporates statistics on self-employment and small employer businesses from the 2017 American Community Survey (ACS) and the 2016 Statistics of US Businesses (SUSB), respectively. Small businesses are defined for this profile as firms employing fewer than 500 employees. District lines reflect the 115th Congress. For more information, please visit <http://advocacy.sba.gov>.

2019 Small Business Profile

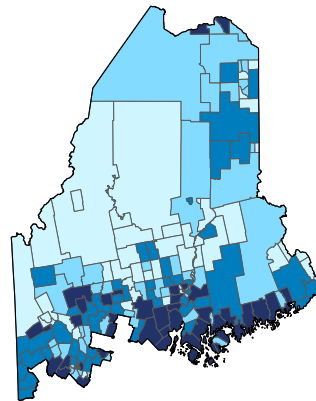
Maine Congressional District 2



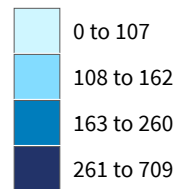
14,164 Small Employer Businesses
96.7% of Employer Businesses

125,007 Small Business Employees
60.2% of Employees

\$4.4 billion Small Business Payroll
55.8% of Payroll



Number of Self-Employed
(Census Bureau ACS, 2017)



District Total: 36,352

Employer Businesses, Employment, and Payroll by Industry (Census Bureau SUSB, 2016)

Industry (Ranked by Small Employer Businesses)	Employer Businesses		Employment		Payroll (\$1,000)	
	Small	%	Small	%	Small	%
Construction	2,181	99.6	10,155	95.1	483,828	93.8
Retail Trade	2,014	94.5	18,953	51.4	539,856	56.6
Other Services (except Public Administration)	1,517	99.0	6,317	92.6	167,900	89.8
Accommodation and Food Services	1,448	98.0	14,657	76.0	304,005	80.7
Health Care and Social Assistance	1,237	95.7	25,197	53.1	857,529	43.2
Professional, Scientific, and Technical Services	988	96.9	5,291	73.3	259,653	71.6
Administrative, Support, and Waste Management	793	95.1	5,028	54.6	150,609	64.8
Manufacturing	685	93.3	12,516	55.3	517,047	46.7
Transportation and Warehousing	663	95.4	4,866	66.0	185,607	60.9
Real Estate and Rental and Leasing	553	95.2	1,823	74.6	58,969	69.3
Agriculture, Forestry, Fishing and Hunting	551	99.6	2,487	98.1	103,759	95.5
Wholesale Trade	523	90.5	4,912	68.3	226,929	66.9
Arts, Entertainment, and Recreation	356	98.6	1,998	63.6	43,776	66.7
Finance and Insurance	314	91.5	4,286	46.0	220,981	46.0
Information	185	88.5	1,918	35.5	70,341	24.7
Educational Services	168	93.9	2,901	48.1	78,431	45.6
Management of Companies and Enterprises	50	70.4	847	29.0	47,020	24.2
Industries not classified	32	100.0	51	100.0	1,169	100.0
Utilities	22	78.6	726	67.1	53,236	64.5
Mining, Quarrying, and Oil and Gas Extraction	10	90.9	78	94.0	3,581	84.9
District Total	14,164	96.7	125,007	60.2	4,374,226	55.8

This small business profile incorporates statistics on self-employment and small employer businesses from the 2017 American Community Survey (ACS) and the 2016 Statistics of US Businesses (SUSB), respectively. Small businesses are defined for this profile as firms employing fewer than 500 employees. District lines reflect the 115th Congress. For more information, please visit <http://advocacy.sba.gov>.